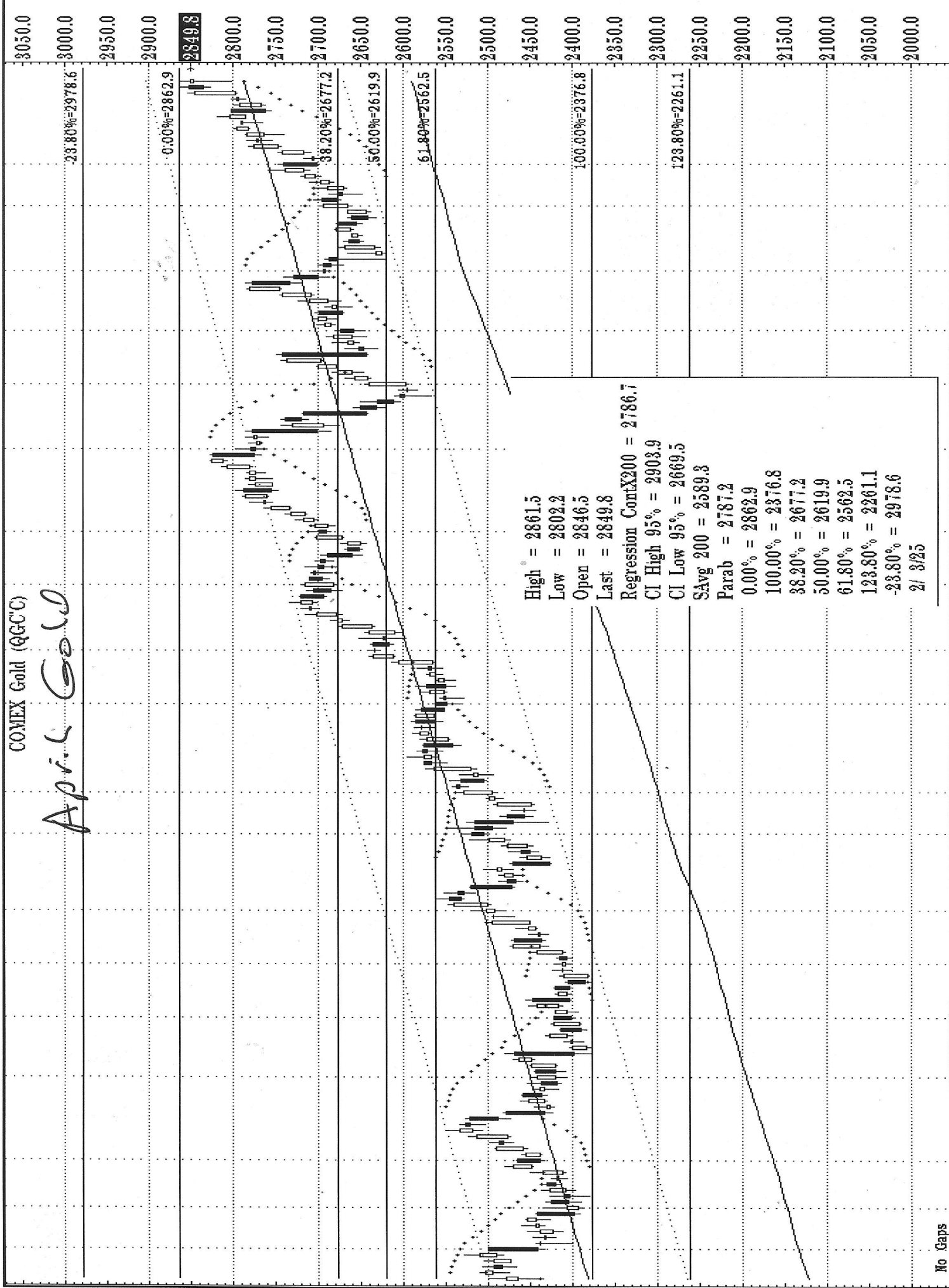


COMEX Gold (QG'G)

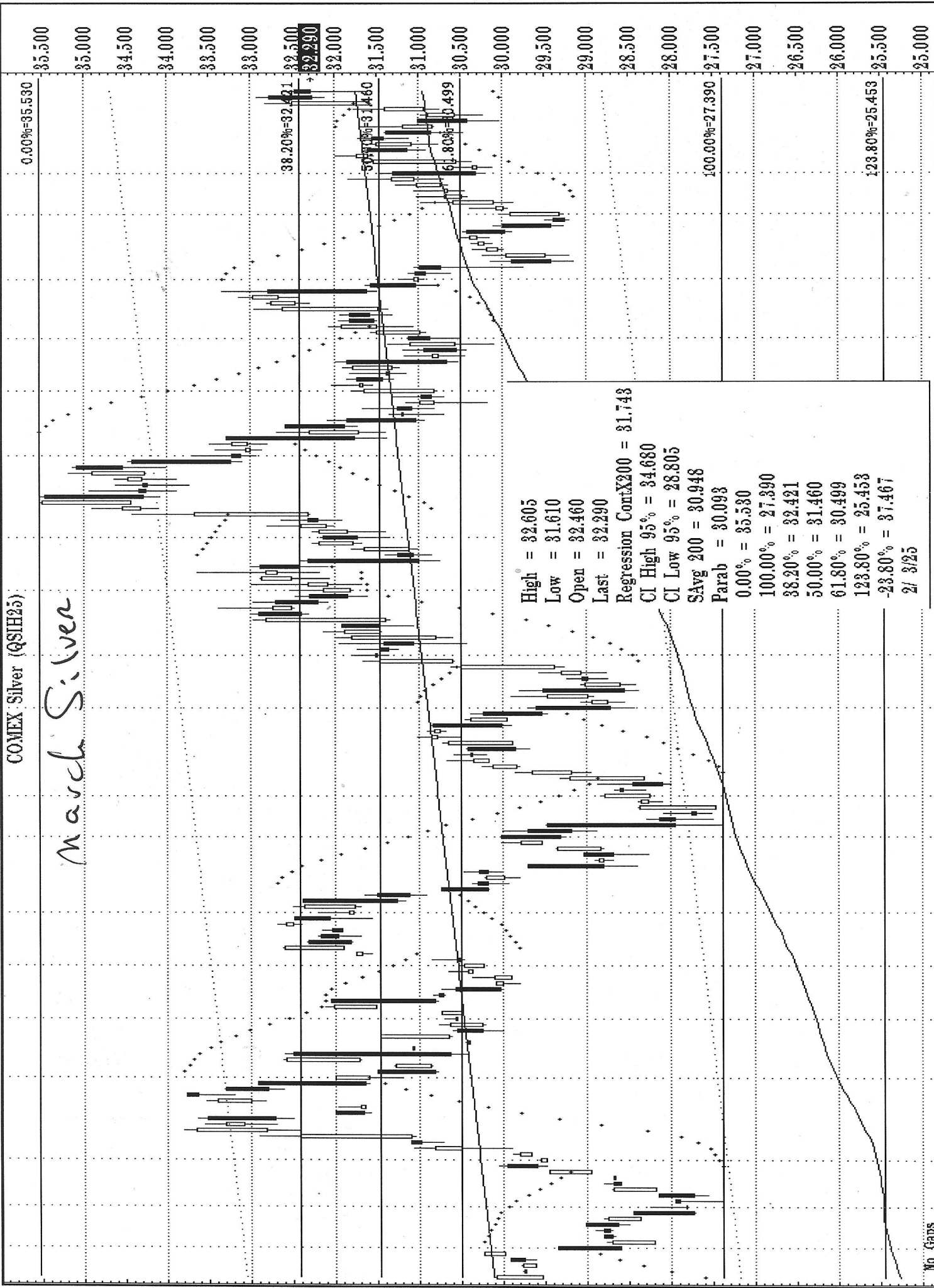
April Gold



No Gaps	4/22	5/1	5/13	6/3	6/17	7/1	7/15	8/1	8/12	9/3	9/16	10/1	10/14	11/1	11/18	12/2	12/16	1/2	1/13	Day
APR		May	Jun	Jun	Jul	Jul	Aug	Aug	Sep	Sep	Oct	Oct	Nov	Nov	Dec	Dec	Jan	Jan		

COMEX Silver (QSIH25)

March Silver



High = 32.605
 Low = 31.610
 Open = 32.460
 Last = 32.290
 Regression Corrx200 = 31.743
 CI High 95% = 34.680
 CI Low 95% = 28.805
 SAVg 200 = 30.948
 Parab = 30.093
 0.00% = 35.580
 100.00% = 27.390
 38.20% = 32.421
 50.00% = 31.460
 61.80% = 30.499
 123.80% = 25.453
 -23.80% = 37.467
 2/ 3/25

No Gaps		4/22	5/1	5/13	6/3	6/17	7/1	7/15	8/1	8/12	9/3	9/16	10/1	10/14	11/1	11/18	12/2	12/16	1/2	1/13	Day
Apr	May	May	May	Jun	Jun	Jul	Jul	Aug	Aug	Sep	Sep	Oct	Oct	Nov	Nov	Dec	Dec	Jan	Jan	Jan	Day

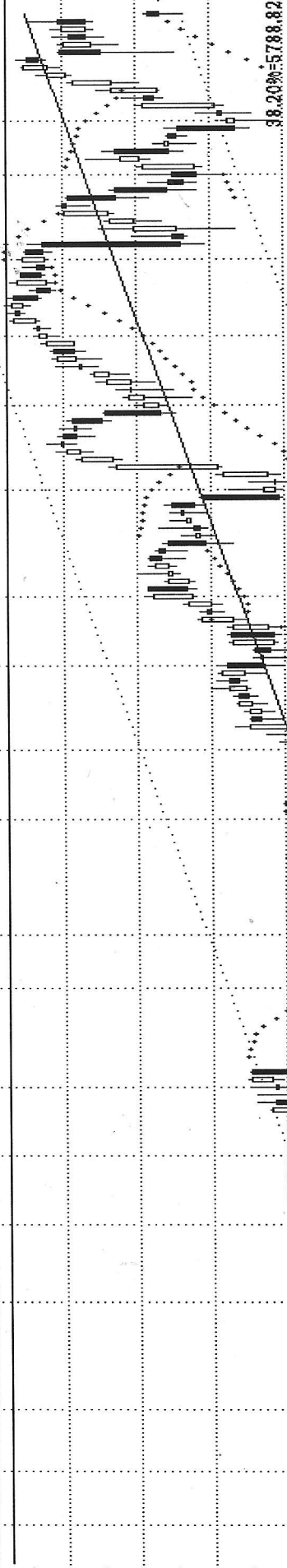
CME E-Mini S&P 500 (GESC)

March SIF 500

-23.80%=6419.66

6400.00
6350.00
6300.00
6250.00
6200.00
6150.00
6100.00
6050.00
6000.00
5968.00
5950.00
5900.00
5850.00
5800.00
5750.00
5700.00
5650.00
5600.00
5550.00
5500.00
5450.00
5400.00
5350.00
5300.00
5250.00
5200.00
5150.00
5100.00
5050.00
5000.00
4950.00
4900.00
4850.00

0.00%=6177.50



38.20%=5788.82

50.00%=5668.75

61.80%=5548.69

High = 5988.75
Low = 5935.50
Open = 5982.25
Last = 5968.00

Regression ContX200 = 6150.39

CI High 95% = 6360.79

CI Low 95% = 5989.98

SAvg 200 = 5777.22

Parab = 5971.17

0.00% = 6177.50

100.00% = 5160.00

38.20% = 5788.82

50.00% = 5668.75

61.80% = 5548.69

123.80% = 4917.83

-23.80% = 6419.66

2/ 8/25

100.00%=5160.00

123.80%=4917.83

No Gaps

Day	4/22	5/1	5/13	6/3	6/17	7/1	7/15	8/1	8/12	9/3	9/16	10/1	10/14	11/1	11/18	12/2	12/16	1/2	1/13
Apr		May		Jun		Jul		Aug		Sep		Oct		Nov		Dec		Jan	